

## Premium Clearspan Structures

**Span width:**  
20.00m

**Eave Height:**  
3.00m

**Ridge height:**  
6.25m

**Peak height:**  
N/A

**Bay distance:**  
5.00m

**Roof pitch:**  
18°

**No of gable uprights:**  
3 Gable upright (per end)

**Longest component (m):**  
10.70m

**Minimum length:**  
20.00m

**Maximum length:**  
Unlimited in 5.00 m increments

**Snow loading compliance:**  
N/A

**Max allowed wind speed to DIN:**  
102 km/h (0.50kN/m<sup>2</sup>)


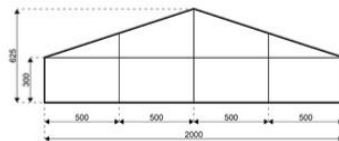
**Main profile size:**  
220/100/3mm (4 Channel)

**Eave connection type:**  
Aluminium Sliding

**Aluminium type:**  
European - Hard Pressed Extruded Structural Aluminium

**Connecting components:**  
European - hot dipped, structural grade corrosive resistant galvanised steel

**Textile roof and wall covering:**  
Premium grade, high gloss white, PVC coated polyester fabric - UV resistant and flame retardant according to: DIN 4102 B1, M2; BS 5438/7837; USA NFPA701.



### Accessories Available

- ▶ Georgian or Clear PVC window walls
- ▶ Heavy duty flooring system
- ▶ High peak roof conversions
- ▶ Integrated cassette ABS / hard walling system.
- ▶ Integrated cassette ISO / hard walling system.
- ▶ Internal & external access ramps
- ▶ Internal flat or pleated linings
- ▶ Multi-sided end bays
- ▶ More accessories are available...

## Premium Clearspan Structures

**Span width:**  
15.00m

**Eave Height:**  
3.00m

**Ridge height:**  
5.51m (internal)

**Peak height:**  
N/A

**Bay distance:**  
5.00m

**Roof pitch:**  
18°

**No of gable uprights:**

**Longest component (m):**  
8.00m

**Minimum length:**

**Maximum length:**

**Snow loading compliance:**  
N/A

**Max allowed wind speed to DIN:**  
102 km/h (0.50kN/m<sup>2</sup>)

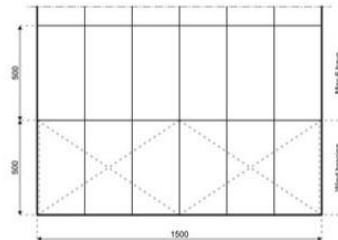
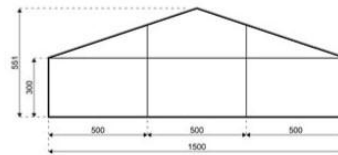
**Main profile size:**  
202/122/4mm (4-channel)

**Eave connection type:**  
Sliding connection

**Aluminium type:**  
European - Hard Pressed Extruded Structural Aluminium

**Connecting components:**  
European - hot dipped, structural grade corrosive resistant galvanised steel

**Textile roof and wall covering:**  
Premium grade, high gloss white, PVC coated polyester fabric - UV resistant and flame retardant according to: DIN 4102 B1, M2; BS 5438/7837; USA NFPA701.



### Accessories Available

- ▶ Glass walling systems
- ▶ Single door units
- ▶ Portal beams instead of cross wires
- ▶ Integrated cassette ABS / hard walling system.
- ▶ Premium double door units
- ▶ Georgian or Clear PVC window walls
- ▶ Integrated cassette ISO / hard walling system.
- ▶ Overhead door canopies (PAG)
- ▶ More accessories are available...

## Premium Clearspan Structures

**Span width:**  
12.00m

**Eave Height:**  
3.00m

**Ridge height:**  
5.05m (internal)

**Peak height:**  
N/A

**Bay distance:**  
5.00m

**Roof pitch:**  
18°

**No of gable uprights:**

**Longest component (m):**  
6.60m

**Minimum length:**

**Maximum length:**

**Snow loading compliance:**  
N/A

**Max allowed wind speed to DIN:**  
102 km/h (0.50kN/m<sup>2</sup>)


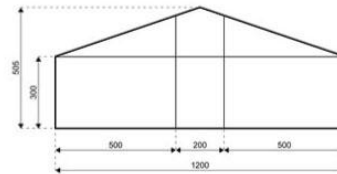
**Main profile size:**  
200/120/3mm(4-channel)

**Eave connection type:**  
Sliding connection

**Aluminium type:**  
European - Hard Pressed Extruded Structural Aluminium

**Connecting components:**  
European - hot dipped, structural grade corrosive resistant galvanised steel

**Textile roof and wall covering:**  
Premium grade, high gloss white, PVC coated polyester fabric - UV resistant and flame retardant according to: DIN 4102 B1, M2; BS 5438/7837; USA NFPA701.



### Accessories Available

- ▶ Glass walling systems
- ▶ Single door units
- ▶ Portal beams instead of cross wires
- ▶ Integrated cassette ABS / hard walling system.
- ▶ Premium double door units
- ▶ Georgian or Clear PVC window walls
- ▶ Integrated cassette ISO / hard walling system.
- ▶ Overhead door canopies (PAG)
- ▶ More accessories are available...

## Premium Clearspan Structures

**Span width:**  
10.00m

**Eave Height:**  
3.00m

**Ridge height:**  
4.82m

**Peak height:**  
N/A

**Bay distance:**  
5.00m

**Roof pitch:**  
20°

**No of gable uprights:**  
1 Gable upright (per end)

**Longest component (m):**  
5.40m

**Minimum length:**  
10.00m

**Maximum length:**  
Unlimited in 5.00 m increments

**Snow loading compliance:**  
N/A

**Max allowed wind speed to DIN:**  
102 km/h (0.50kN/m<sup>2</sup>)


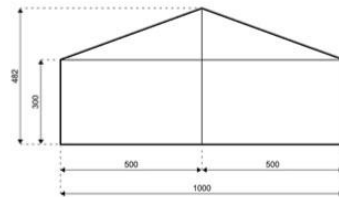
**Main profile size:**  
220/100/4mm (4 Channel)

**Eave connection type:**  
Galvanised steel Insert

**Aluminium type:**  
European - Hard Pressed Extruded Structural Aluminium

**Connecting components:**  
European - hot dipped, structural grade corrosive resistant galvanised steel

**Textile roof and wall covering:**  
Premium grade, high gloss white, PVC coated polyester fabric - UV resistant and flame retardant according to: DIN 4102 B1, M2; BS 5438/7837; USA NFPA701.



### Accessories Available

- ▶ Georgian or Clear PVC window walls
- ▶ Heavy duty flooring system
- ▶ High peak roof conversions
- ▶ Integrated cassette ABS / hard walling system.
- ▶ Integrated cassette ISO / hard walling system.
- ▶ Internal & external access ramps
- ▶ Internal flat or pleated linings
- ▶ Multi-sided end bays
- ▶ More accessories are available...